

**F  
A  
C  
T  
  
B  
O  
O  
K**

2002-2003



**CALHOUN  
COMMUNITY  
COLLEGE**

---

**2002 - 2003**

**FACT BOOK**

---

**Office of Institutional Research  
Calhoun Community College**

**Calhoun Community College**

## FOREWARD

The Office of Institutional Research presents the 2002-2003 Fact Book of Calhoun Community College as a resource for statistical information concerning the college.

The FACT BOOK is now on the World Wide Web and may be viewed at <http://www.calhoun.edu/factbook>.

**Dr. Marilyn Beck**  
President

**Dr. Carol Chenault**  
Director of Institutional Research

**Ms. Marilyn Radford**  
Data Analyst

**Mr. Ben King**  
Cover Design

**CALHOUN COMMUNITY COLLEGE  
2002 – 2003 FACT BOOK**

---

Calhoun Community College  
is accredited by  
the Commission on Colleges of the  
Southern Association of Colleges and Schools  
(1866 Southern Lane, Decatur, Georgia 30033-4097:  
telephone number 404-679-4501)  
to award Associate Degrees and Certificates.

Member of  
American Association of Community Colleges  
Alabama College System

---

It is the official policy of the Alabama State Board of Education, including Postsecondary Institutions under the control of the State Board of Education, that no person in Alabama shall, on the grounds of race, color, disability, sex, religion, creed, national origin, or age, be excluded from participation in, be denied the benefits of, or be subjected to discrimination under any program, activity, or employment.

# TABLE OF CONTENTS

---

Mission Statement .....	vi
Building a Foundation for the Future.....	vii
Other Accreditations .....	ix
Services for Students .....	x
Calhoun Community College Service Area (Map).....	xi
<b>Student Data</b>	
Fact Book Data Summary 1998-2002 .....	1
Student Headcount by Location 1998-2002 .....	2
Student Enrollment by Academic Year – Fall 1998 – Fall 2002 (Chart).....	3
Full-Time Equivalent - Fall 1998 – Fall 2002 (Chart).....	4
Full-Time, Part-Time and Non-Credit Enrollment – Fall 1998 – Fall 2002 (Chart).....	5
Location As Percent of Total Enrollment – Fall Semester 2002 (Chart).....	6
Male/Female Headcount – Fall 1998 - Fall 2002 (Chart).....	7
Student Headcount by Ethnic Background – Fall 1998 – Fall 2002.....	8
Student Headcount/Percent of Enrollment by Age – Fall Semester 1998 – Fall Semester 2002 .....	9
Student Headcount/Percent of Enrollment by Age – Fall Semester 2002 (Chart).....	10
Credit Hour Production by Site by Academic Year – Fall Semester 1998 – Fall Semester 2002.....	11
Credit Hour Production by Site – Fall Semester 1998 – Fall Semester 2002 (Chart).....	12
Awards Conferred by Academic Year – 1999 – 2002.....	13
Awards Conferred by Academic Year - 1999 – 2002 (Chart).....	14
Percent of Graduates by Academic Discipline - 2001 – 2002.....	15
<b>Personnel Data</b>	
Personnel Data – Fall 2002 .....	16
Faculty and Staff by Gender and Ethnicity – Fall 2002.....	17
Personnel by Gender – Fall 2002 (Chart).....	18
Personnel by Ethnicity – Fall 2002 (Chart).....	19

---

---

**Financial Data**

Revenue by Source Fiscal Years 1998- 2002 ..... 20  
Revenue Increase/Decrease by Source – Fiscal Years 2001 – 2002..... 21  
Revenue Percent by Source – Fiscal Year 2002..... 22

**External Funding Data**

Calhoun Community College Foundation Revenue/Expenditures 1990-2002 ..... 23  
Calhoun Community College Foundation Revenue 2000 – 2002 ..... 24  
Calhoun Community College Foundation Expenditures 2000 – 2002..... 25

# CALHOUN COMMUNITY COLLEGE

---

## Mission Statement

Calhoun Community College,  
a public comprehensive community college  
in north central Alabama,  
seeks to ensure the success of its students and clients  
through providing accessible, quality educational opportunities,  
encouraging community involvement that provides sound resource development,  
promoting community and economic development,  
encouraging dynamic organizational growth and involvement,  
and enhancing the quality of life for those it serves.

# CALHOUN COMMUNITY COLLEGE

---

## *Building a Foundation for the Future*

For over 55 years, Calhoun Community College has been involved in building an educational foundation for the residents of north Alabama.

### **CALHOUN FAST FACTS**

- Approximately 8900 students enrolled Fall 2002 — Alabama's largest two-year college
  - \$29 million Aerospace and Advanced Technology Park to begin Phase III construction late 2003
  - State and nationally recognized programs in Dental Assisting, Nursing, Surgical Technology, EMT, Design Drafting, Air Conditioning, and Machine Tool Technology
  - Graduates of the RN and LPN programs at Calhoun continue to achieve above the national average on their National Council Licensure exams. Calhoun passage rates on the most recent RN exam was 97%, compared to 86% for the state average and 86% for the national average. Calhoun passage on the RN exam was just over 84%, compared to 80% for the state average.
  - Calhoun's LPN program is the first National League for Nursing accredited program in the state of Alabama. The program celebrates its 50<sup>th</sup> anniversary in 2003.
  - Graduates of the Calhoun's Dental Assisting program had a 100% passage rate on the National Board for 2002. There is an average 90% employment rate for students following graduation.
  - Calhoun's Emergency Medical Services is the second largest program in Alabama, with 150-170 students each year. The College's nationally accredited Surgical Technology program places 100% of its graduates within one year of program completion.
  - Southern Association of Colleges and Schools re-accreditation granted in 2002
  - Close to \$3 million in grants awarded in 2002
  - Only two-year college in the country with a campus located in a research park
  - Authorized ACT testing center, providing computerized testing and training for local companies
  - Dual Enrollment program includes 36 area high schools and over 900 students
  - Sigma Kappa Delta National English Honor Society national headquarters
-

- 
- 2000 Ray Ehrensberger College of the Year Award presented jointly by the Commission on Military Education and Training and the Council of College and Military Educators
  - Six Calhoun students recognized as top two-year college students in the nation
  - Campus chapter of Phi Theta Kappa (PTK), Sigma Lambda, internationally recognized for excellence
  - Cable television station, 4CTV, in partnership with Charter Communications, located on Decatur campus

# CALHOUN COMMUNITY COLLEGE

---

## OTHER ACCREDITATIONS

Alabama Board of Nursing

Alabama Department of Public Health  
*Emergency Medical Services Division*

American Dental Association

American Design Drafting Association

National Association for the Education of Young Children

National League of Nursing

# CALHOUN COMMUNITY COLLEGE

---

## SERVICES FOR STUDENTS

Developmental Studies

Academic/Career Counseling

Student Support Services

Job Placement

Services for Individuals with Disabilities

Services for Minority Students

Veterans' Services

Financial Aid Counseling and Services

Student Activities

Honors Program

Orientation to College

On campus day care

Typical tuition and fees for an academic year (30 credit hours)

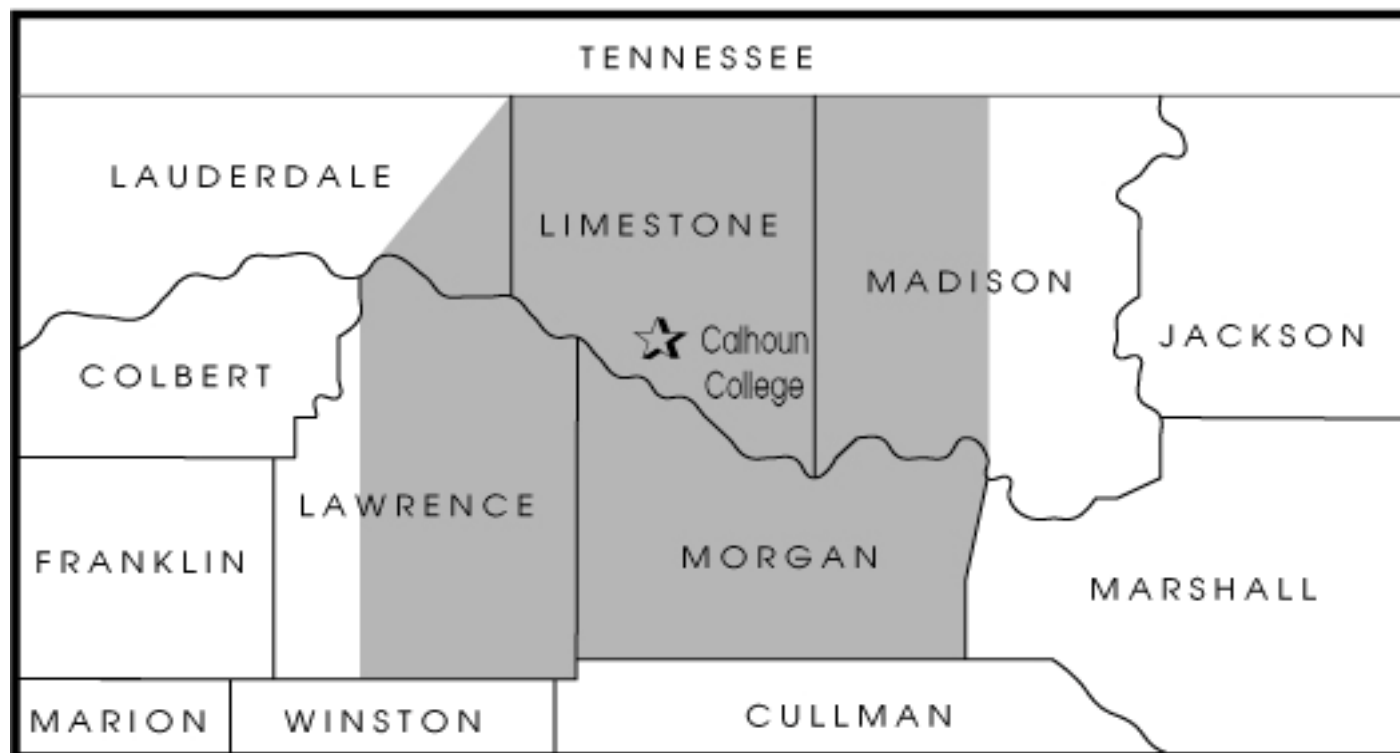
\$2550 In State

*(based on \$68 per credit hour, plus fees)*

\$4560 Out of State

---

## CALHOUN COMMUNITY COLLEGE SERVICE AREA



## FACT BOOK DATA SUMMARY FALL 1998 - FALL 2002

	Fall 1998	Fall 1999	Fall 2000	Fall 2001	Fall 2002
Student Headcount	7515	7765	8133	8393	8996
Credit Hours	64685	66889	67752	72533	77123
FTE	4542	4672	4783	5435	5349
Full-time Students	2946	2998	2944	3185	3487
Part-time Students	4219	4407	4759	4985	5112
Non-credit Students	350	360	430	223	397
<b>Total</b>	<b>7515</b>	<b>7765</b>	<b>8133</b>	<b>8393</b>	<b>8996</b>
Male Students	3361	3432	3675	3599	3841
Female Students	4154	4333	4458	4771	5155
<b>Total</b>	<b>7515</b>	<b>7765</b>	<b>8133</b>	<b>8393</b>	<b>8996</b>
African American	1504	1578	1610	1681	1668
Asian	119	115	136	141	147
Caucasian	5381	5561	5811	6072	6696
Hispanic	106	108	109	119	123
Native American	257	253	268	257	277
Other/Unknown	148	150	199	101	85
<b>Total</b>	<b>7515</b>	<b>7765</b>	<b>8133</b>	<b>8393</b>	<b>8996</b>

## STUDENT HEADCOUNT BY LOCATION FALL 1998 - FALL 2002

### Headcount

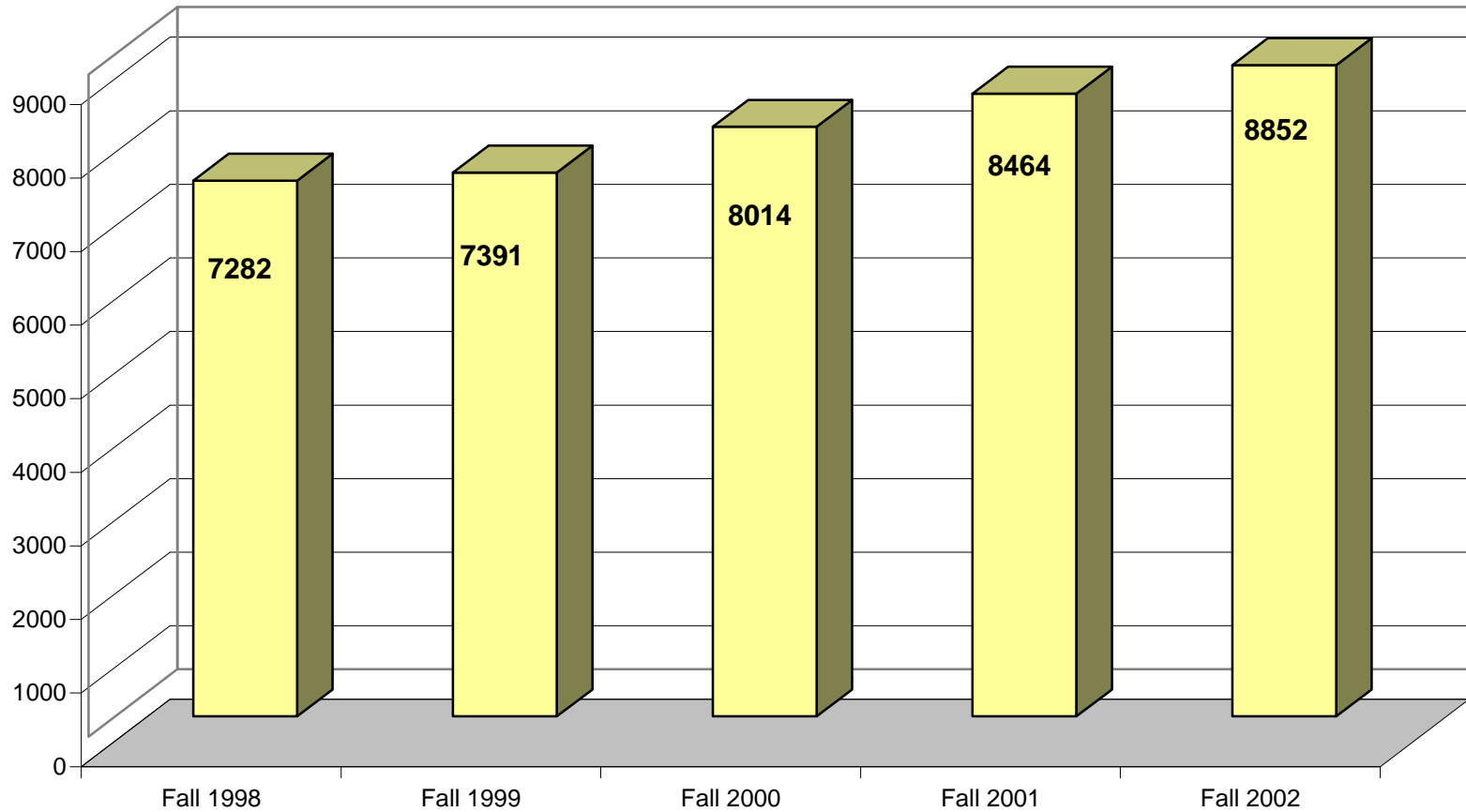
	Fall 1998	Fall 1999	Fall 2000	Fall 2001	Fall 2002
Decatur Campus	4162	4252	4572	4834	5354
Huntsville Sites (Huntsville/Cummings Research Park and Redstone Arsenal)	2771	2796	2999	3223	3149
Limestone Correctional Facility	349	343	443	407	352
<b>Total</b>	<b>7282</b>	<b>7391</b>	<b>8014</b>	<b>8464</b>	<b>8855</b>

### Percent

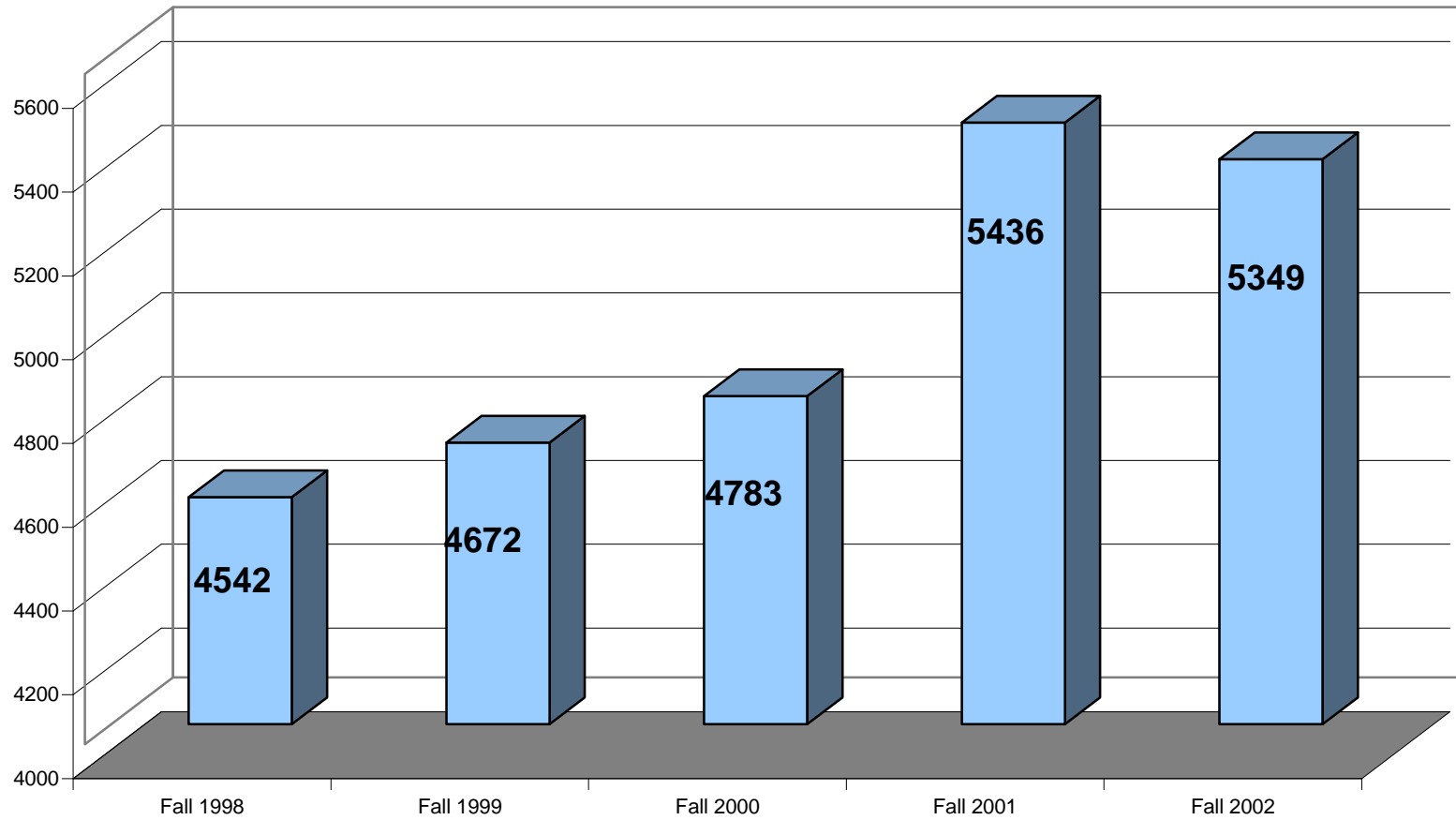
Decatur Campus	57.2%	57.5%	57.1%	57.1%	60.5%
Huntsville Sites (Huntsville/Cummings Research Park and Redstone Arsenal)	38.1%	37.8%	37.4%	38.1%	35.6%
Limestone Correctional Facility	4.8%	4.6%	5.5%	4.8%	3.9%
	100%	100%	100%	100%	100.0%

# STUDENT ENROLLMENT BY ACADEMIC YEAR

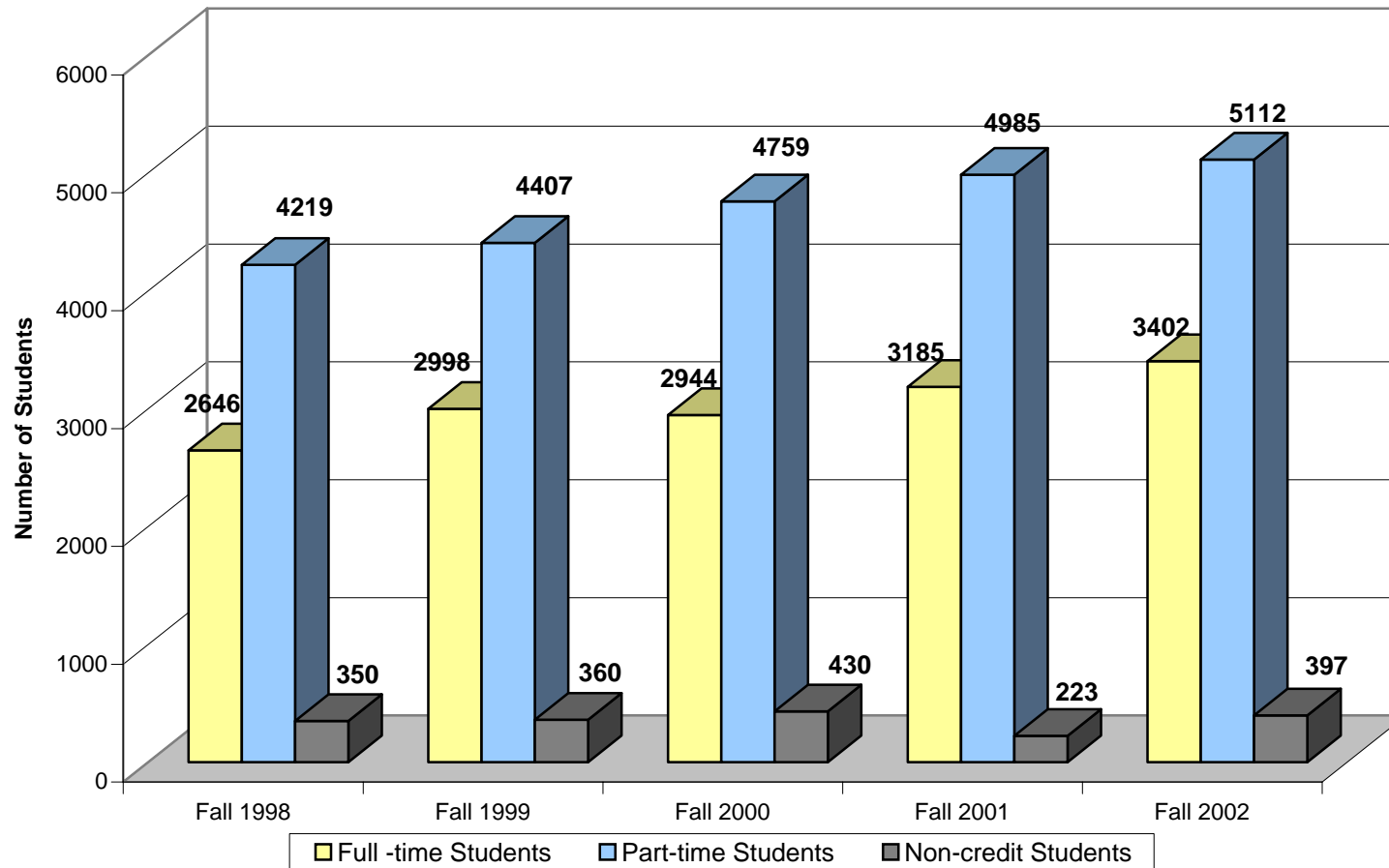
## FALL 1998 - FALL 2002



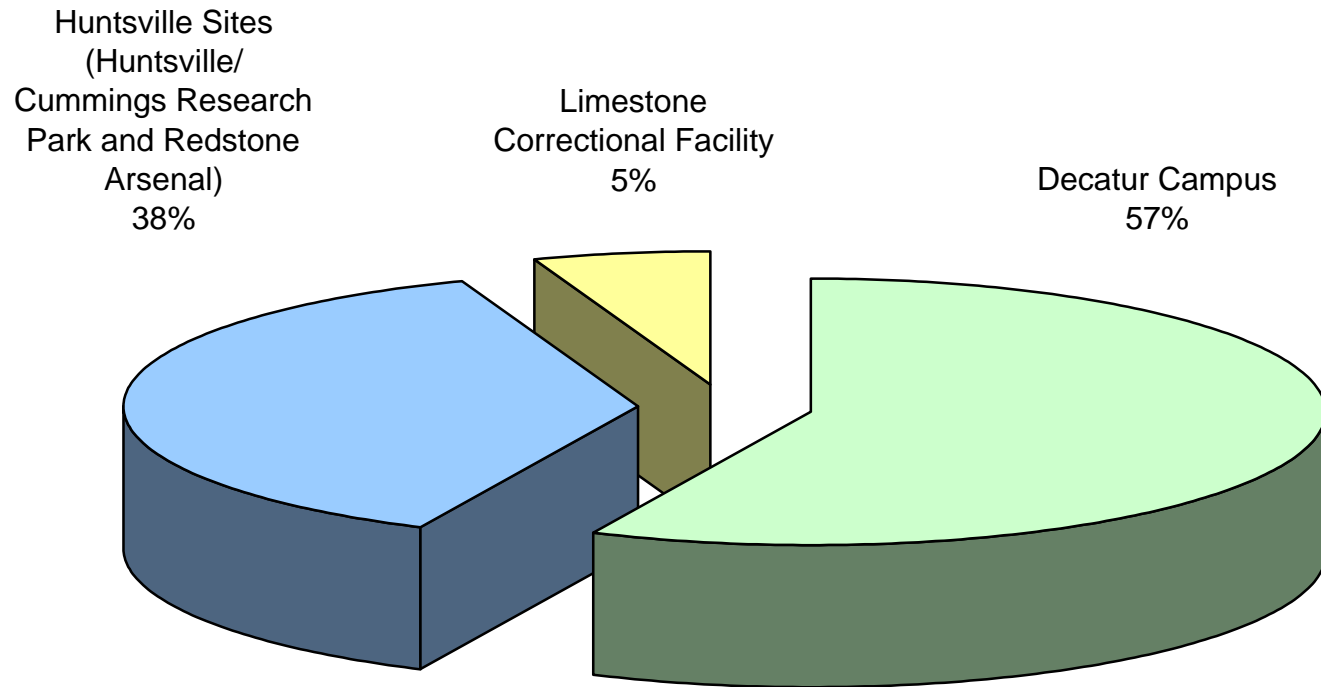
# FULL TIME EQUIVALENT FALL 1998 - FALL 2002



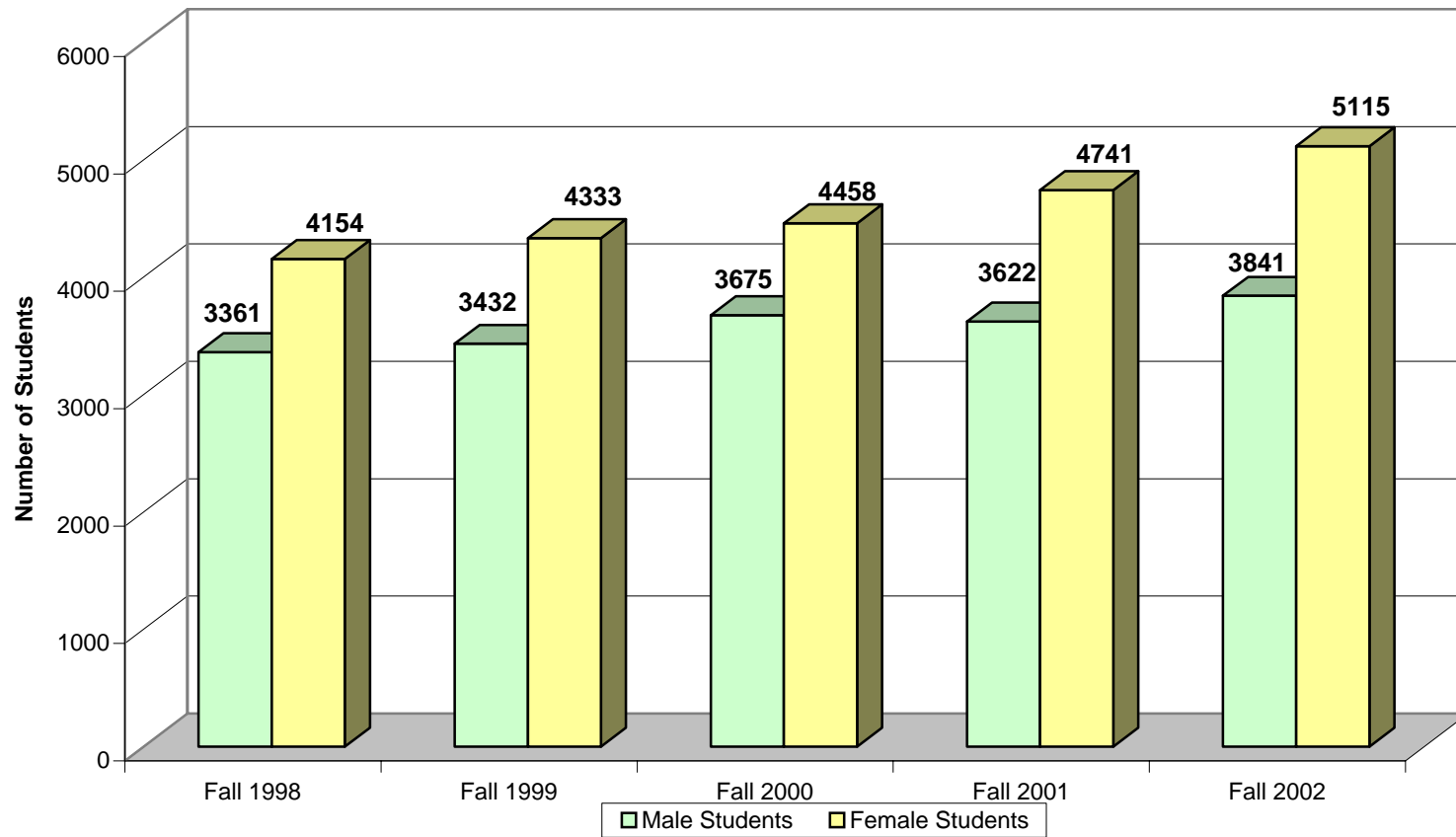
# FULL-TIME, PART-TIME AND NON-CREDIT ENROLLMENT FALL 1998 - FALL 2002



# LOCATION AS PERCENT OF TOTAL ENROLLMENT FALL SEMESTER 2002



# MALE / FEMALE HEADCOUNT FALL 1998 - FALL 2002



## STUDENT HEADCOUNT BY ETHNIC BACKGROUND FALL 1998 - FALL 2002

	<b>Headcount</b>				
	<b>1998</b>	<b>1999</b>	<b>2000</b>	<b>2001</b>	<b>2002</b>
African American	1504	1578	1610	1693	1668
Asian	119	115	136	141	147
Caucasian	5381	5561	5811	6082	6696
Hispanic	106	108	109	119	123
Native American	257	253	268	257	277
Other/Unknown	148	150	199	101	85
<b>Total</b>	<b>7515</b>	<b>7765</b>	<b>8133</b>	<b>8393</b>	<b>8996</b>

---

	<b>Percent</b>				
African American	20.0%	20.3%	19.8%	20.2%	18.5%
Asian	1.6%	1.5%	1.7%	1.7%	1.7%
Caucasian	71.6%	71.6%	71.4%	72.5%	74.4%
Hispanic	1.4%	1.4%	1.3%	1.4%	1.4%
Native American	3.4%	3.3%	3.3%	3.1%	3.1%
Other/Unknown	2.0%	1.9%	2.4%	1.2%	0.9%
<b>Total</b>	<b>100%</b>	<b>100%</b>	<b>100%</b>	<b>100%</b>	<b>100%</b>

## STUDENT HEADCOUNT/PERCENT OF ENROLLMENT BY AGE FALL SEMESTER 1998 - FALL SEMESTER 2002

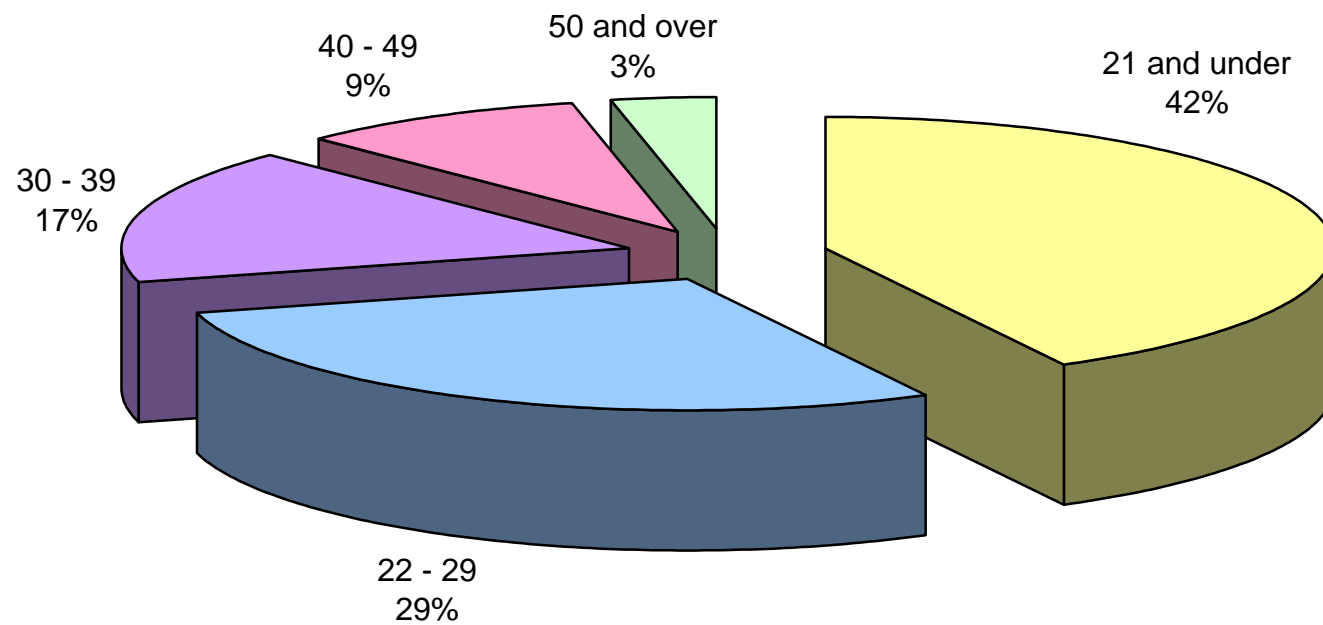
### Headcount

	<b>1998</b>	<b>1999</b>	<b>2000</b>	<b>2001</b>	<b>2002</b>
21 and under	2983	1399	3452	3602	3694
22 - 29	2165	3528	2355	2346	2749
30 - 39	1372	1563	1299	1400	1451
40 - 49	666	918	711	778	814
50 and over	329	357	316	267	288
<b>Total</b>	<b>7515</b>	<b>7765</b>	<b>8133</b>	<b>8393</b>	<b>8996</b>

### Percent

	<b>1998</b>	<b>1999</b>	<b>2000</b>	<b>2001</b>	<b>2002</b>
21 and under	39.7%	18.0%	42.4%	42.9%	42.2%
22 - 29	28.8%	45.4%	29.0%	28.0%	28.7%
30 - 39	18.3%	20.1%	16.0%	16.7%	16.6%
40 - 49	8.9%	11.8%	8.7%	9.3%	9.3%
50 and over	4.4%	4.6%	3.9%	3.2%	3.3%
<b>Total</b>	<b>100%</b>	<b>100%</b>	<b>100%</b>	<b>100%</b>	<b>100%</b>

## STUDENT HEADCOUNT/PERCENT OF ENROLLMENT BY AGE FALL SEMESTER 2002



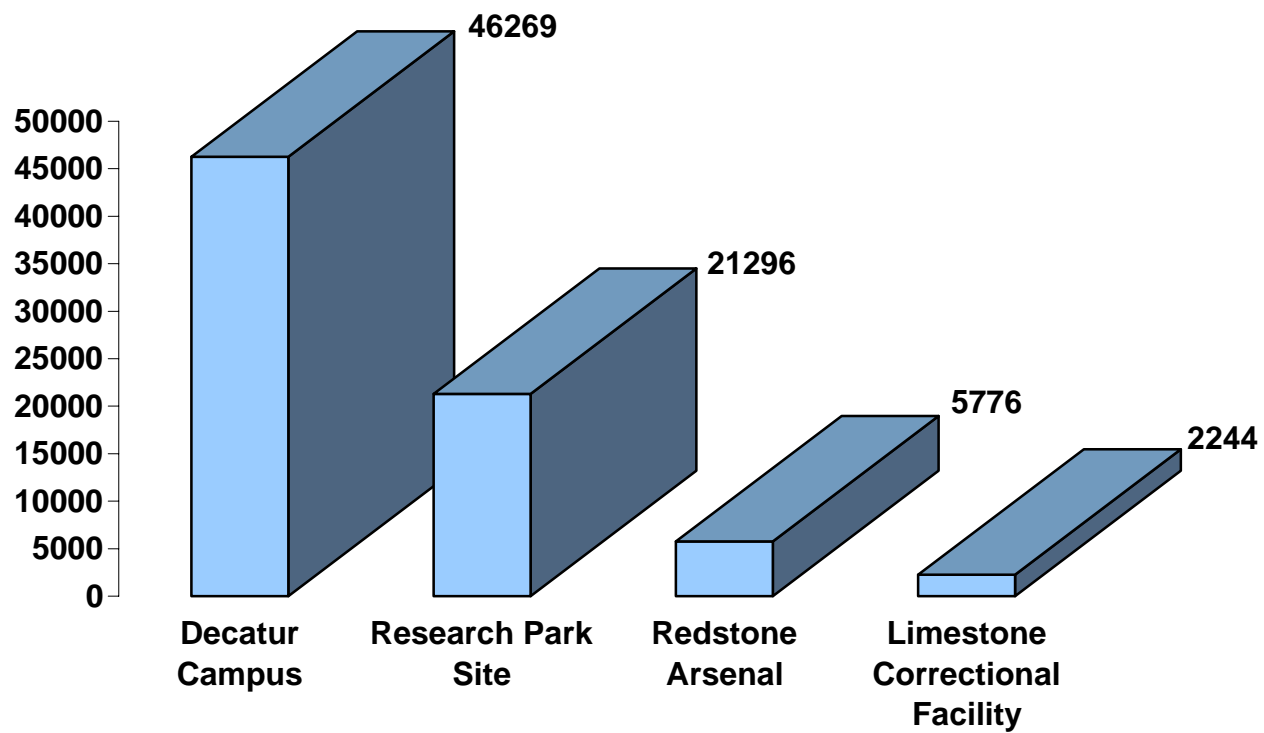
## CREDIT HOUR PRODUCTION BY SITE BY ACADEMIC YEAR FALL SEMESTER 1998 - FALL SEMESTER 2002

	Credit Hour				
	1998	1999	2000	2001	2002
Decatur Campus	39794	40189	40224	42550	46269
Research Park Site	17507	17852	19078	20509	21296
Redstone Arsenal	4687	5663	5042	6072	5776
Limestone Correctional Facility	2615	2752	2333	2414	2244
<b>Total</b>	<b>64603</b>	<b>66456</b>	<b>66677</b>	<b>71545</b>	<b>77129</b>

---

	Percent				
	1998	1999	2000	2001	2002
Decatur Campus	61.6%	60.5%	60.3%	59.5%	59.9%
Research Park Site	27.1%	26.9%	28.6%	28.7%	27.6%
Redstone Arsenal	7.3%	8.5%	7.6%	8.5%	7.5%
Limestone Correctional Facility	4.0%	4.1%	3.5%	3.4%	2.9%
<b>Total</b>	<b>100%</b>	<b>100%</b>	<b>100%</b>	<b>100%</b>	<b>97.9%</b>

## CREDIT HOUR PRODUCTION BY SITE FALL SEMESTER 2002



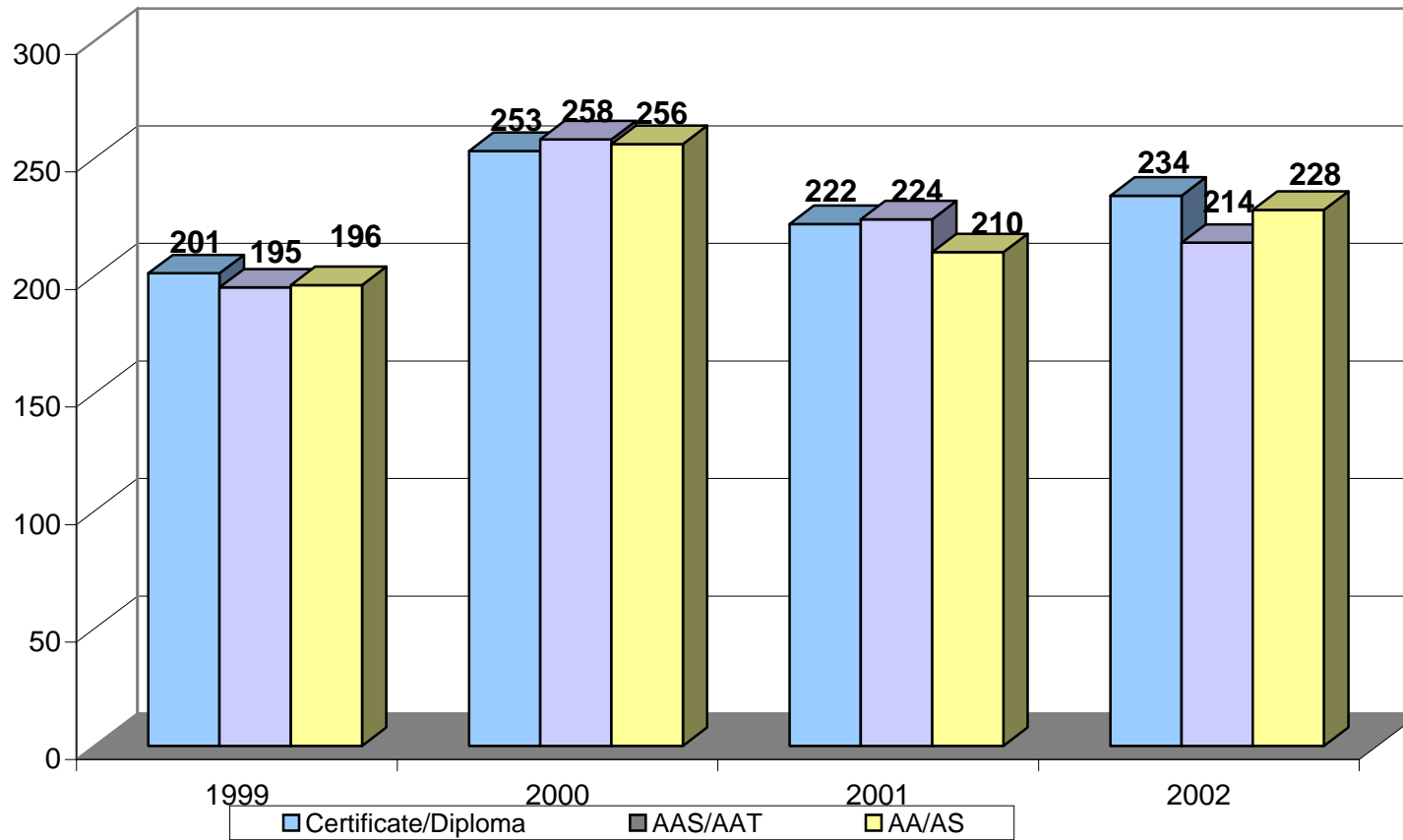
## AWARDS CONFERRED BY ACADEMIC YEAR 1998 - 2002

	Awards				
	<u>1998</u>	<u>1999</u>	<u>2000</u>	<u>2001</u>	<u>2002</u>
Certificate/Diploma	664	201	253	222	234
AAS/AAT	482	195	258	224	214
AA/AS	718	196	256	210	228
<b>Total</b>	<b>1864</b>	<b>592</b>	<b>767</b>	<b>656</b>	<b>676</b>

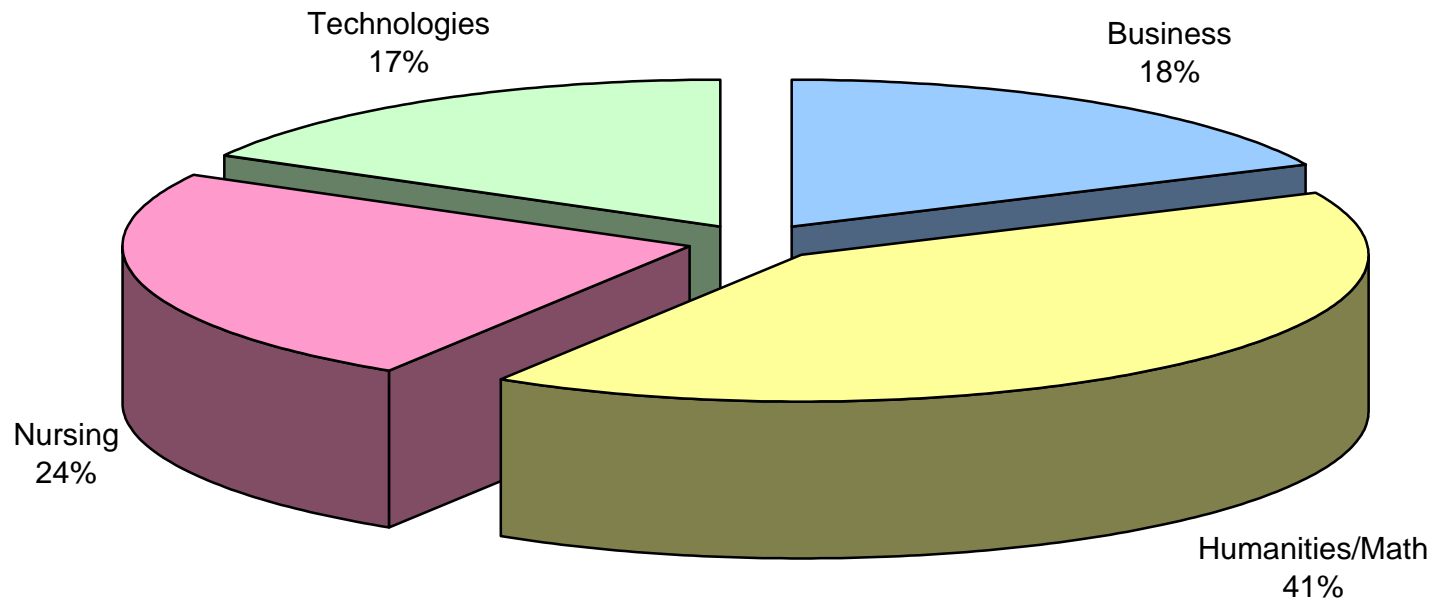
---

	Percent				
	<u>1998</u>	<u>1999</u>	<u>2000</u>	<u>2001</u>	<u>2002</u>
Decatur Campus	35.6%	34.0%	33.0%	33.8%	34.6%
Research Park Site	25.9%	32.9%	33.6%	34.1%	31.7%
Redstone Arsenal	38.5%	33.1%	33.4%	32.0%	33.7%
<b>Total</b>	<b>100%</b>	<b>100%</b>	<b>100%</b>	<b>100%</b>	<b>100.0%</b>

## AWARDS CONFERRED BY ACADEMIC YEAR 1999 - 2002



# PERCENT OF GRADUATES BY ACADEMIC DISCIPLINE 2002



## PERSONNEL DATA FALL 2002

POSITION	Full-time	Part-time	Total	Position Percentage
Administrative Staff	28	1	29	3.78%
Counselors	3	1	4	0.52%
Faculty	125	437	562	73.27%
Librarians	3	3	6	0.78%
Support Staff	130	36	166	21.64%
<b>Total</b>	<b>289</b>	<b>478</b>	<b>767</b>	<b>100%</b>

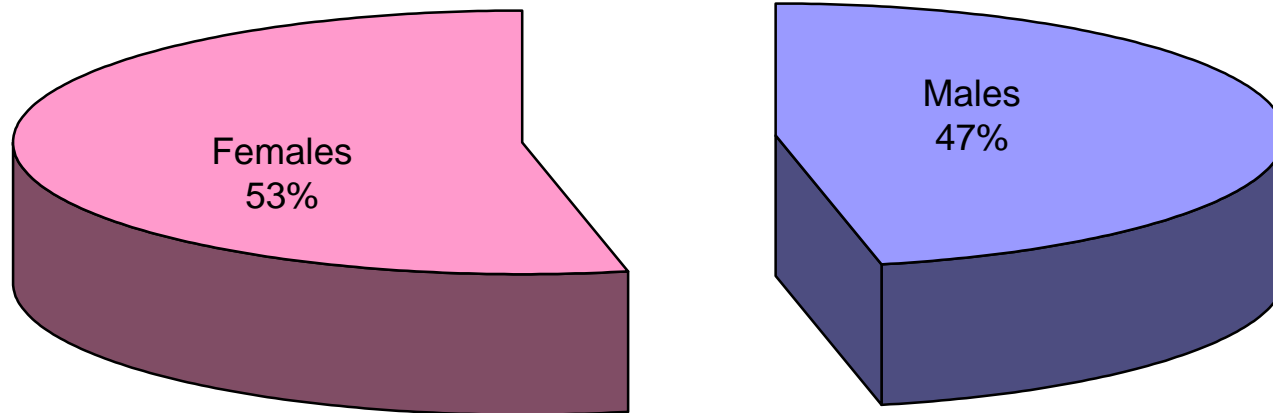
## FACULTY AND STAFF BY GENDER AND ETHNICITY FALL 2002

ETHNICITY	Full-time	Part-time	Adjunct	Total	Percent
African American	50	14	34	<b>98</b>	<b>13.01%</b>
Hispanic	0	0	3	<b>3</b>	<b>0.40%</b>
Native American	0	0	0	<b>0</b>	<b>0.00%</b>
Caucasian	234	133	263	<b>630</b>	<b>83.67%</b>
Other	7	8	7	<b>22</b>	<b>2.92%</b>
<b>Total</b>	<b>291</b>	<b>155</b>	<b>307</b>	<b>753</b>	<b>100%</b>

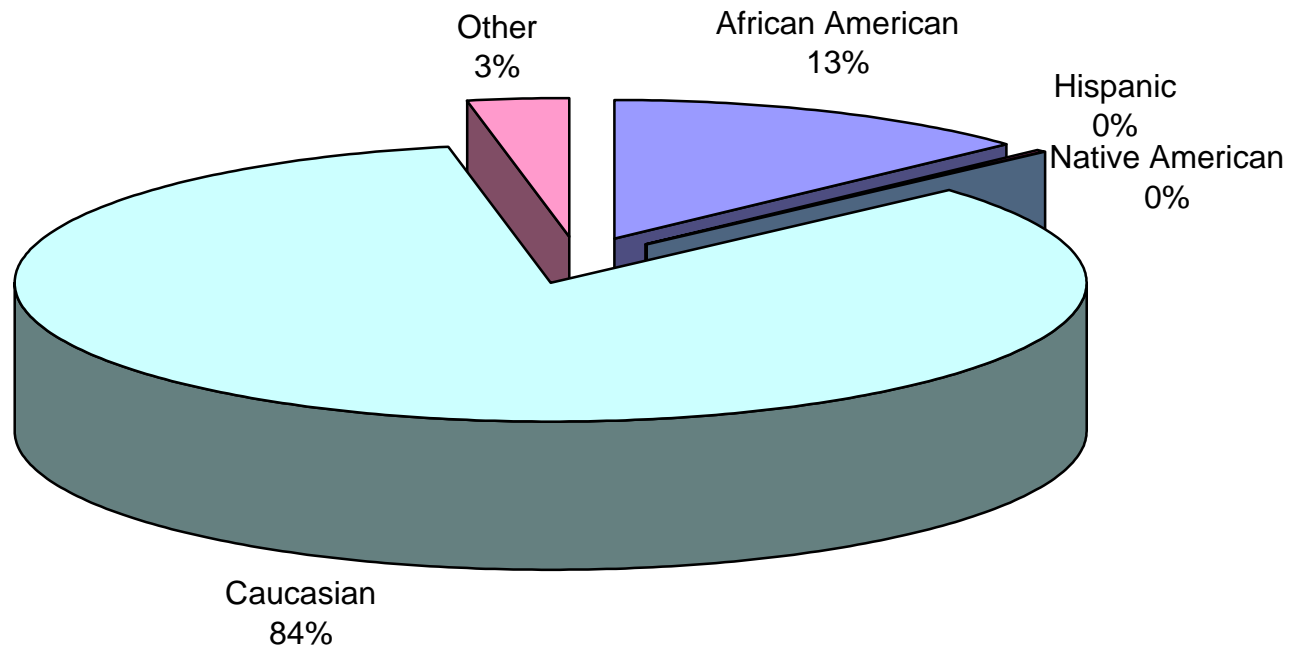
### GENDER

	Males	Females	Total
Full Time	118	173	291
Part Time	66	89	155
Adjunct	168	139	446
<b>Total</b>	<b>352</b>	<b>401</b>	<b>753</b>

# PERSONNEL BY GENDER FALL 2002



# PERSONNEL BY ETHNICITY FALL 2002



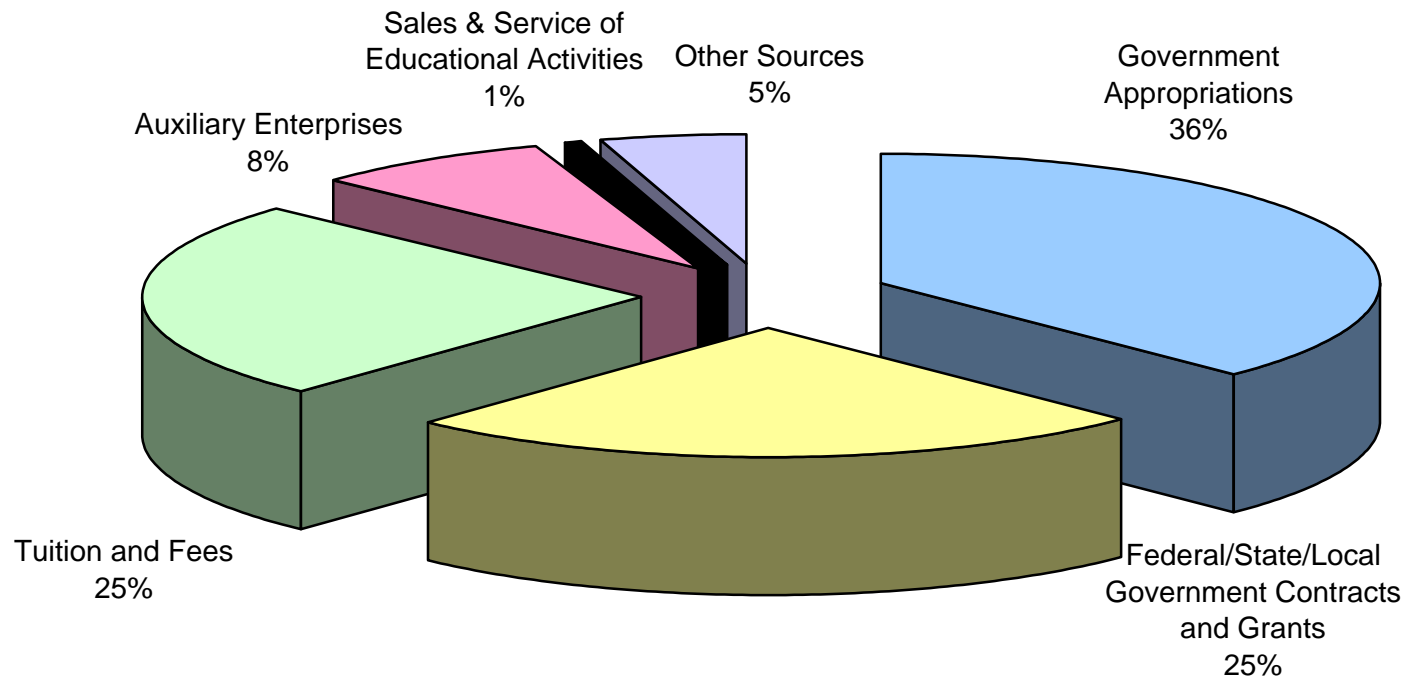
## REVENUE BY SOURCE FISCAL YEARS 1998 - 2002

Source of Funds	1999	2000	2001	2002
Government Appropriations	\$13,141,132	\$13,948,360	\$14,760,389	\$14,611,228
Federal/State/Local Government Grants and Contracts	\$8,073,631	\$5,771,250	\$10,150,732	\$9,579,803
Tuition and Fees	\$8,370,931	\$9,140,307	\$9,223,754	\$9,765,006
Auxiliary Enterprises	\$2,332,685	\$2,183,531	\$2,982,019	\$4,771
Sales & Service of Educational Activities	\$306,538	\$361,043	\$258,175	\$257,852
Other Sources	\$240,003	\$206,087	\$244,562	\$6,072
<b>Total</b>	<b>\$32,464,920</b>	<b>\$31,610,578</b>	<b>\$37,619,631</b>	<b>\$34,224,732</b>

## REVENUE INCREASE/DECREASE BY SOURCE FISCAL YEARS 2001 - 2002

Source of Funds	2001	2002	Increase/ Decrease	Percent Change
Government Appropriations	\$14,760,389	\$14,611,228	-\$149,161	-0.01
Federal/State/Local Government Grants and Contracts	\$10,150,732	\$9,579,803	-\$570,929	-0.06
Tuition and Fees	\$9,223,754	\$9,765,006	\$541,252	0.06
Auxiliary Enterprises	\$2,982,019	\$4,771	-\$2,977,248	-1.00
Sales & Service of Educational Activities	\$258,175	\$257,852	-\$323	0.00
Other Sources	\$244,562	\$6,072	-\$238,490	-0.98
<b>Total</b>	<b>\$37,619,631</b>	<b>\$34,224,732</b>	<b>-\$3,394,899</b>	<b>-9.02%</b>

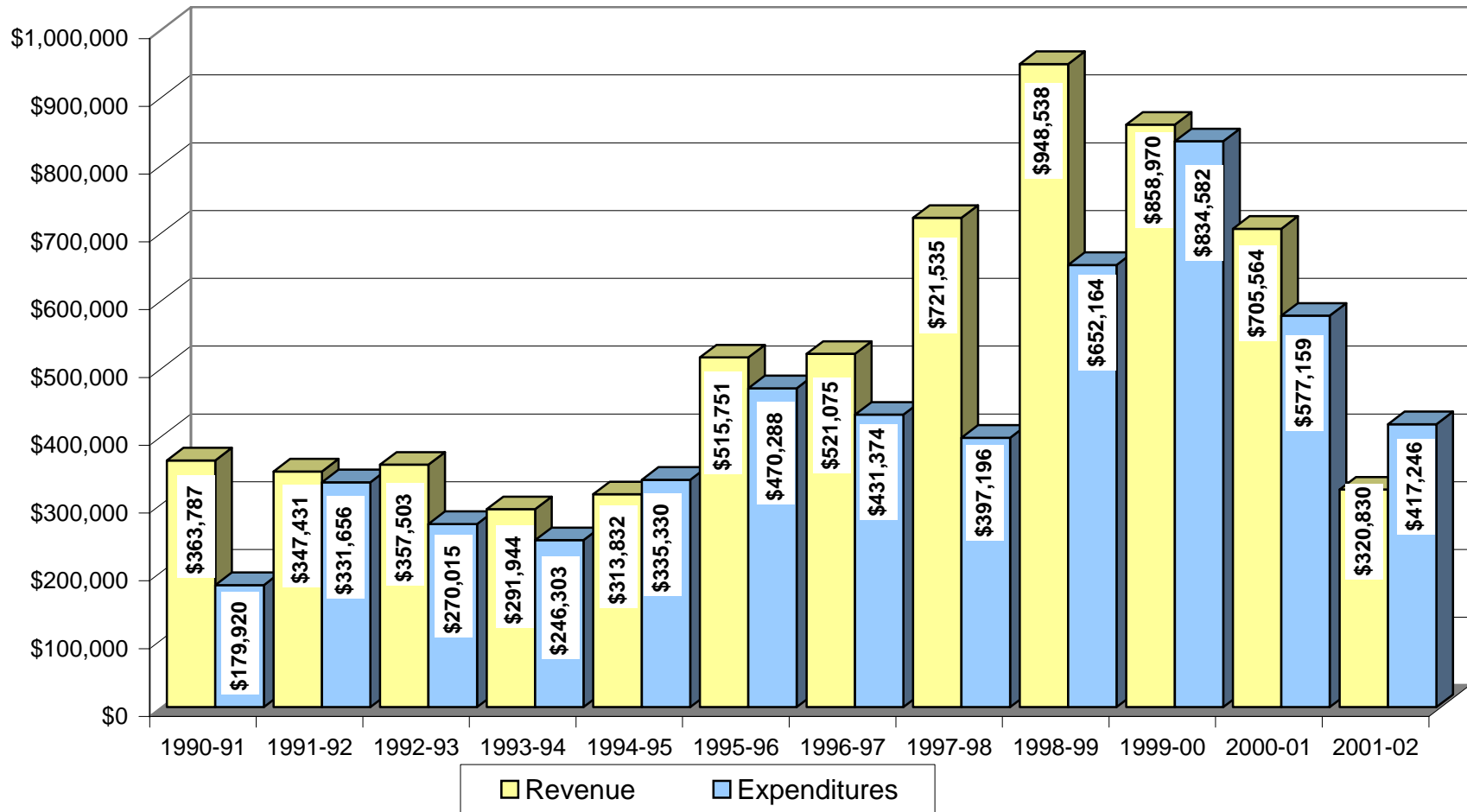
# REVENUE PERCENT BY SOURCE FISCAL YEAR 2002



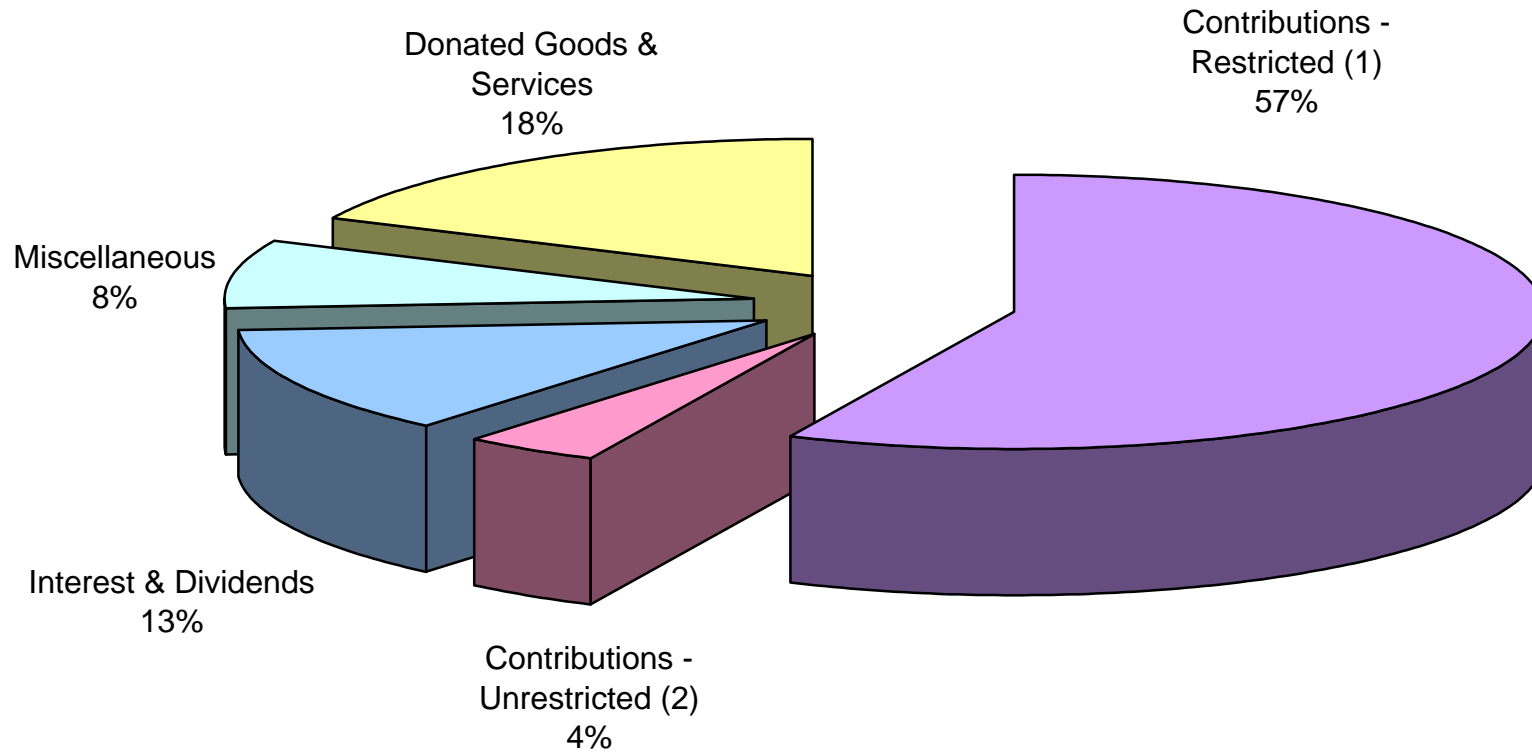
# CALHOUN COMMUNITY COLLEGE FOUNDATION

## Revenues/Expenditures

### 1990 - 2002



# CALHOUN COMMUNITY COLLEGE FOUNDATION REVENUE SOURCES 2001 - 2002



# CALHOUN COMMUNITY COLLEGE FOUNDATION EXPENDITURES 2001 - 2002

