

JUST THE FACTS:

Fall 2016



CALHOUN
COMMUNITY COLLEGE

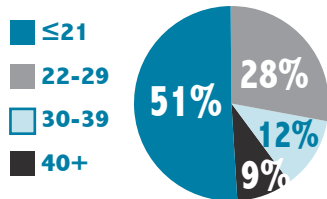
TOTAL ENROLLMENT



PART-TIME STUDENTS **64%**

FULL-TIME STUDENTS **36%**

BREAKDOWN BY AGE GROUP



AVERAGE AGE:

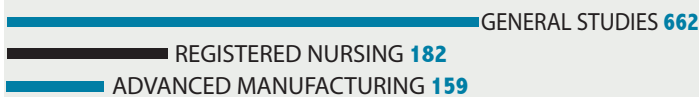
twenty five

MEDIAN AGE: **21**²

STUDENTS RECEIVING FINANCIAL AID⁷

PELL GRANT: **32%** STUDENT LOANS: **36%** SCHOLARSHIPS: **6%**

TOP AWARD-PRODUCING PROGRAMS - DEGREES⁶



TOP AWARD-PRODUCING PROGRAMS - CERTIFICATES⁶



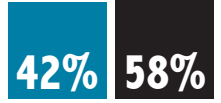
OUR ACADEMIC PROGRAMS⁹

	ASSOCIATE DEGREE	CERTIFICATE
ADVANCED MANUFACTURING	█	█
BUSINESS ADMINISTRATION	█	█
CHILD DEVELOPMENT	█	█
COMPUTER GRAPHICS	█	█
COMPUTER INFORMATION SYSTEMS	█	█
DENTAL ASSISTING	█	█
EMERGENCY MEDICAL SERVICES	█	█
GENERAL STUDIES	█	█
MEDICAL LABORATORY TECHNICIAN	█	█
MUSIC INDUSTRY COMMUNICATIONS	█	█
PHYSICAL THERAPIST ASSISTANT	█	█
PRACTICAL NURSING	█	█
REGISTERED NURSING	█	█
SECURITY	█	█
SURGICAL TECHNOLOGY	█	█

EMPLOYEES - FALL 2016¹⁰

FULL-TIME EMPLOYEES: **355 (42%)**

PART-TIME EMPLOYEES: **498 (58%)**



STUDENT DEMOGRAPHICS

GENDER ³	%	RACE/ETHNICITY ⁴	%
Male	47%	White/Caucasian	68%
Female	53%	Black/African-American	17%
OTHER DEMOGRAPHICS⁵		Hispanic	5%
Declared as 1st Generation to Attend College	2889	Two or More Races	4%
Veteran Status	207	Asian	3%
Individuals with Disabilities	129	American Indian/Alaskan Native	1%
Resident & Non-Resident Aliens	251	Hawaiian/Pacific Islander	<1%
Incarcerated	245	Non-Resident Alien	1%
Dual Enrollment	948	Unknown	1%

THE TOP 3 TRANSFER INSTITUTIONS

- 1 THE UNIVERSITY OF ALABAMA IN HUNTSVILLE
- 2 ATHENS STATE UNIVERSITY
- 3 AUBURN UNIVERSITY

AWARDS FOR FALL 2015, SPRING 2016, SUMMER 2016⁶



1,208
DEGREES



386
CERTIFICATES

CERTIFICATES/DEGREES AVAILABLE ONLINE⁶

Associate of Science:
General Studies

Short Term Certificates:
Business
Tax Professional
Accounting Essentials
C++ Programming

FINANCIAL PROFILE FOR 2015-16¹¹

REVENUE: \$66,745,599

EXPENDITURES: (\$60,207,860)

¹ Source: DAX Campus Enrollment Summary

² Source: DAX Student Headcount by IPEDS Age

³ Source: DAX Campus Enrollment Summary

⁴ Source: DAX Student Headcount by College and Ethnicity/Race

⁵ Source: DAX and Argos reports

⁶ Source: DAX Awards Summary (Certificates exclude Limestone Correctional Facility)

⁷ Source: DAX Student Aid Summary

⁸ Source: Office of Distance Learning

⁹ Source: 2015-2016 Catalog

¹⁰ Source: IPEDS HR Survey

¹¹ Source: 2016 Annual Report